



Bathroom Accessories

AISI 304 STAINLESS STEEL

- Manufactured in AISI 304 stainless steel
- One piece construction.
- Wide range for a complete equipment of the bathroom.
- Satin finish.

To be installed in hotel rooms.

UNIQUE POINTS CHROMED ZINC

- Manufactured in styling chromed zinc.
- Hidden screws.
- Wide range for a complete equipment of the bathroom.
- Bright finish.

16.101

material: AISI 304 stainless steel
finish: satin

**16.301**

material: AISI 304 stainless steel
finish: satin

**16.401**

material: zamac
finish: chrome

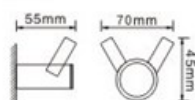
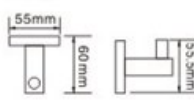
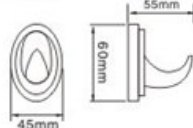
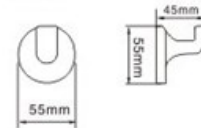
**16.501**

material: zamac
finish: chrome

**COMPONENTS & MATERIALS**

- Cylindrical tube bar.
- Easy to install and clean.
- Durability and resistance to corrosion.

- 16.101**
- Hidden wall bracket.


TECHNICAL SPECIFICATIONS**16.101****16.301****16.401****16.501**


16.202

material: AISI 304 stainless steel
finish: satin


16.302

material: AISI 304 stainless steel
finish: satin


16.402


material: zamac
finish: chrome


16.502

material: zamac
finish: chrome


COMPONENTS & MATERIALS

- Support with trim.
- Cylindrical tube bars.

TECHNICAL SPECIFICATIONS


16.106

material: AISI 304 stainless steel
finish: satin



16.306

material: AISI 304 stainless steel
finish: satin



16.406

material: zamac
finish: chrome



16.506

material: zamac
finish: chrome



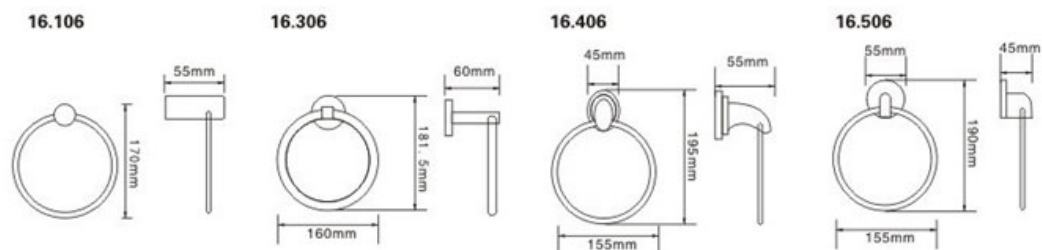
COMPONENTS & MATERIALS

• Cylindrical tube bar.

16.106

• Hidden wall bracket.

TECHNICAL SPECIFICATIONS





16.107

material: AISI 304 stainless steel
finish: satin



16.307

material: AISI 304 stainless steel
finish: satin



16.407

material: zamac
finish: chrome



16.507

material: zamac
finish: chrome

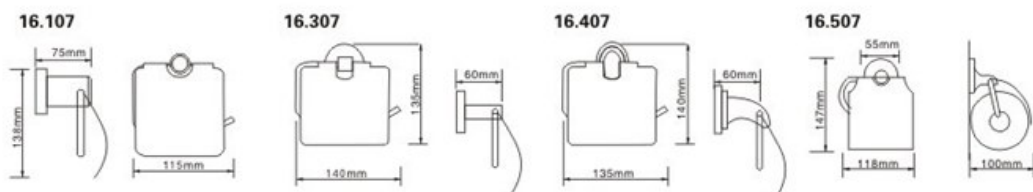
COMPONENTS & MATERIALS

- Cylindrical tube axis.
- One-piece cover, 0.8 mm thick and with rounded edges

16.107

• Hidden wall bracket.

TECHNICAL SPECIFICATIONS



16.210

material: AISI 304 stainless steel

finish: satin

**16.310**

material: AISI 304 stainless steel

finish: satin

**16.410**

material: zamac

finish: chrome

**16.510**

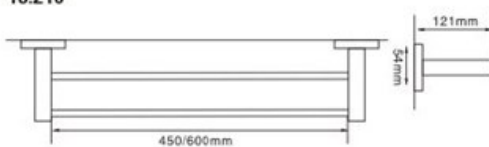
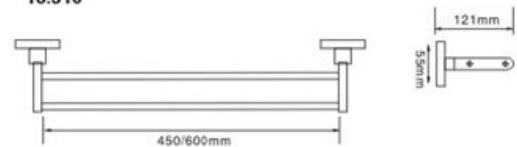
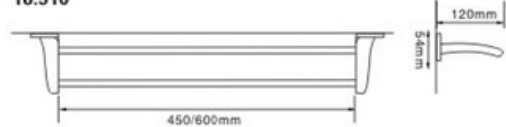
material: zamac

finish: chrome

**COMPONENTS & MATERIALS**

• Support with trim.

• Cylindrical tube bars.

TECHNICAL SPECIFICATIONS**16.210****16.310****16.410****16.510**



16.212

material: AISI 304 stainless steel
finish: satin



16.312

material: AISI 304 stainless steel
finish: satin



double towel rail



16.516

material: zamac
finish: chrome



toilet roll holder



16.517

material: zamac
finish: chrome

COMPONENTS & MATERIALS

• Support with trim.

16.212 16.312

• Cylindrical tube hanger.

• Shelf made up of 4 cylindrical tubes

16.516

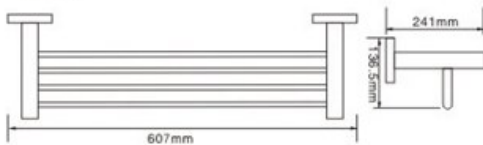
• Guide for around rotation

16.517

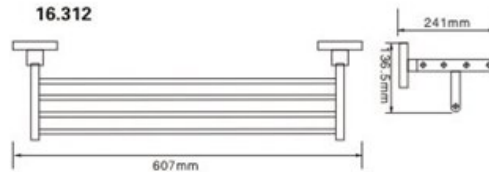
• Chromed plastic spindle

TECHNICAL SPECIFICATIONS

16.212



16.312



16.516



16.517



16.211

material: AISI 304 stainless steel
finish: satin



16.311

material: AISI 304 stainless steel
finish: satin



16.411

material: zamac
finish: chrome



16.511

material: zamac
finish: chrome



COMPONENTS & MATERIALS

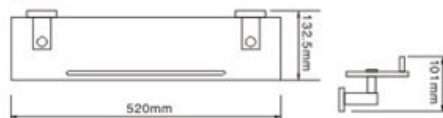
16.211 16.311
• One-piece glass tray, 7.0 mm thick and with rounded edges.

16.211 16.311
• Cylindrical tube bar.

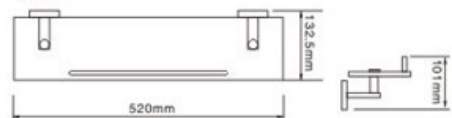
16.411 16.511
• One-piece glass tray, 6.0 mm thick and with rounded edges.

TECHNICAL SPECIFICATIONS

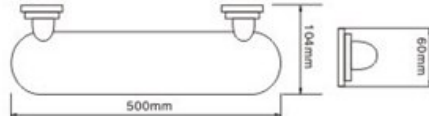
16.211




16.311



16.411



16.511




16.601

material: AISI 201 stainless steel
finish: bright


16.602

material: AISI 201 stainless steel
finish: bright & satin


16.603

material: AISI 201 stainless steel
finish: bright

COMPONENTS & MATERIALS

- Sisal fibre brush, support with white or black colour.

16.601 16.602

- Suitable for standing on the floor.

16.603

- Assembling plate for mounting on the wall.
- Oval-shaped

TECHNICAL SPECIFICATIONS

16.601

Thickness	0.7 mm
Dimension	Φ 89xH(250–400)mm

16.602

Thickness	0.7 mm
Dimension	103xH(248–378)mm

16.603

Thickness	0.6 mm
Dimension	100xW(78–110)xH375mm

16.604

material: stainless steel
finish: bright

**16.605**

material: AISI 201 stainless steel
finish: bright

**16.606**

material: AISI 201 stainless steel
finish: satin

**COMPONENTS & MATERIALS**

- Sisal fibre brush, support with white or black colour.
- Suitable for standing on the floor.

- 16.605**
- Square-shaped

TECHNICAL SPECIFICATIONS**16.604**

Thickness	0.35 mm
Dimension	103xW85xH390 mm

16.605

Thickness	0.7 mm
Dimension	110x110x380 mm

16.606

Thickness	0.7 mm
Dimension	Φ(76-100)xH350 mm



16.611

material: polypropylene
finish: white



16.612

material: polypropylene
finish: white



16.613

material: polypropylene/TPR/PVC
finish: white

COMPONENTS & MATERIALS

- Sisal fibre brush, support with white colour.
- Suitable for standing on the floor.

TECHNICAL SPECIFICATIONS

16.611

Dimension 130xH410 mm

16.612

Dimension 110xH350 mm

16.613

Dimension (210–240)xH530mm

16.621

material: AISI 201 stainless steel
finish: bright

**16.622**

material: AISI 201 stainless steel
finish: bright



double sides holder

16.623

material: AISI 201 stainless steel
finish: bright

**16.624**

material: AISI 201 stainless steel
finish: bright

**COMPONENTS & MATERIALS**

- One-piece cover, 0.8 mm with thick and with rounded edges
16.621 16.622
- White plastic axis

16.623 16.624

- One-piece cover, 0.8 mm with thick and with rounded edges
16.624
- Extractable container for emptying

TECHNICAL SPECIFICATIONS**16.621**

Thickness 0.8 mm
Dimension 125x110x70 mm

16.622

Thickness 0.8 mm
Dimension 125x115x35 mm

16.623

Thickness 0.8 mm
Dimension 122x120x126 mm

16.624

Thickness 0.8 mm
Dimension 124x129x127 mm


16.631

material: brass + stainless steel
size: Ø200mm


16.632

material: brass + stainless steel
size: Ø200mm


16.633

material: brass + stainless steel
size: Ø215mm


16.634

material: brass + stainless steel
size: Ø200mm

COMPONENTS & MATERIALS
16.631 16.632 16.634

- Reversible mirror, normal and 3x magnification

16.631

- Extendable double arm, up to 440 mm

16.632

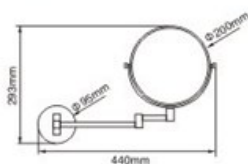
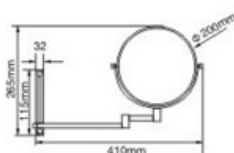
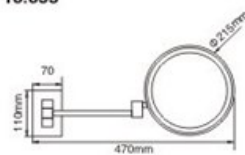
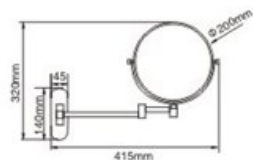
- Guide for height adjustment
- Extendable double arm, up to 410 mm

16.633

- Single mirror, 3x magnification with light supported with light
- Extendable double arm, up to 470 mm

16.634

- Extendable double arm, up to 415 mm

TECHNICAL SPECIFICATIONS
16.631

16.632

16.633

16.634


16.661

material: polyethylene
 finish: white
 Bear weight: max.50kg

**16.662**

material: polyethylene
 finish: white
 Bear weight: max.25kg

**COMPONENTS & MATERIALS**

- Changing surface (bed) made of High density Polyethylene with antimicrobial additive embedded into its own surface, promoting an easy cleaning and inhibiting the growth of odor causing and staining microbes
- The open/close mechanism of the bed is always concealed to the user's view and it consists on a pair of reinforced hinges, ensuring a high durability and a smooth open and close of the baby changing station

16.661

- Liner dispenser with lock made of polyethylene, holds approximately 30 bed liners, minimizing operator refills and discouraging potential vandalism

TECHNICAL SPECIFICATIONS